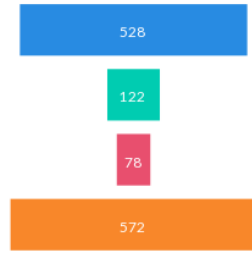


# Newly Admitted

## Overview of newly enrolled, discharged and current participants



### Legend

Current participants at the beginning of the period	528
New participants enrolled during the period	122
Participants discharged during this period	78
Current participants at the end of the period	572

## Newly admitted during period

# 122

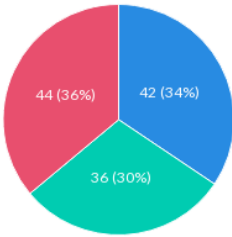
## Age Range At Induction

Min: 0

Avg: 35

Max: 69

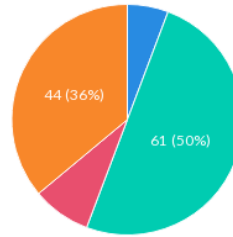
### Newly admitted during period - Gender



#### Gender

Male	42
Female	36
N/A	44

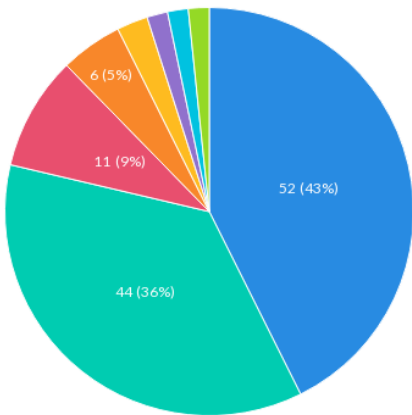
### Newly admitted during period - Ethnicity



#### Ethnicity

Hispanic	7
Non-Hispanic	61
Unknown/Unreported	10
N/A	44

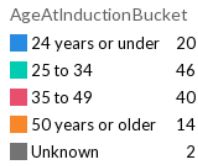
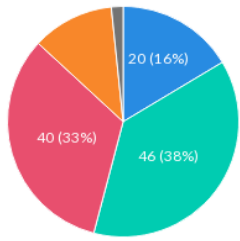
### Newly admitted during period - Race



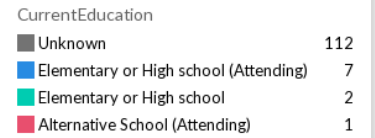
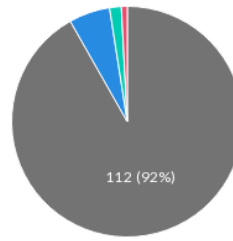
#### Race

White (German, Irish, English, etc.)	52
N/A	44
American Indian or Alaska Native (Navajo, Maya, Tlingit, Cherokee, Quechua, etc.)	11
Unknown	6
Some Other Race or Origin	3
Multi-racial	2
Hispanic, Latino, or Spanish Origin (Mexican, Mexican American, Puerto Rican, Cuban, Argentinean, Colombian, Dominican, Nicaraguan, Salva...)	2
Black or African American (African American, Haitian, Nigerian, Afro-Caribbean, etc.)	2

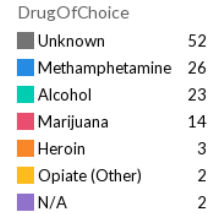
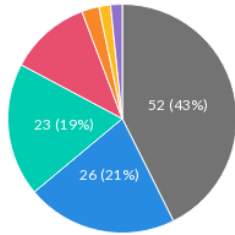
Newly admitted during period - Age



Newly admitted during period - Education



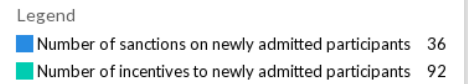
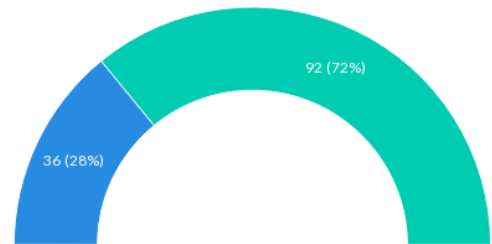
Newly admitted during period - Drug of choice



Newly admitted during period - Treatment Modality

TreatmentModality	Number of Participants
<b>Grand Summary:</b>	<b>36</b>
S.A. Outpatient	10
S.A. Intensive Outpatient	7
MATs	5
Therapy Services	5
Community Based Services	2
IOP	2
Mental Health	2

Newly admitted during period - Sanctions and Incentives

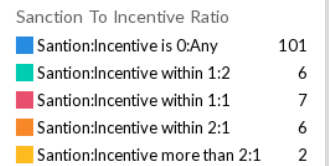
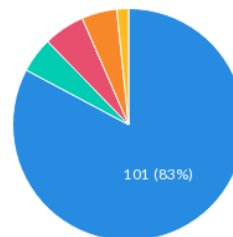


[More](#)

New Participants Receiving Substance Abuse Treatment

17

Sanction To Incentive Detailed Analysis



# Expanded Views

## Newly admitted during period - Treatment Modality

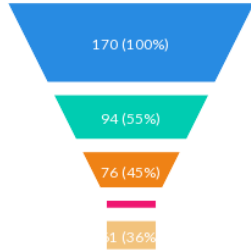
TreatmentModality	Number of Participants
<b>Grand Summary:</b>	<b>36</b>
S.A. Outpatient	10
S.A. Intensive Outpatient	7
MATs	5
Therapy Services	5
Community Based Services	2
IOP	2
Mental Health	2
Case Management/Support Coordination	1
Co-occurring Treatment Services	1
S.A. Residential	1

# Candidates Screened

Candidates screened during period

## 170

### Screening outcome



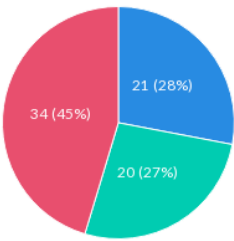
Legend

Candidates screened during period	170
Screened and enrolled in this period	94
Screened but did not enroll in this period	76
Screened and rejected during this period	15
Screened & still in screening during period	61

Screened but did not enroll in this period

## 76

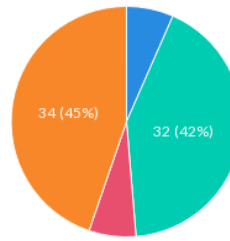
### Screened but did not enrol in this period - Gender



Gender

Male	21
Female	20
N/A	34

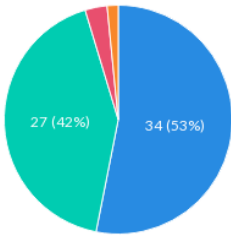
### Screened but didn't enrol in this period - Ethnicity



Ethnicity

Hispanic	5
Non-Hispanic	32
Unknown/Unreported	5
N/A	34

### Screened but did not enrol in this period - Race



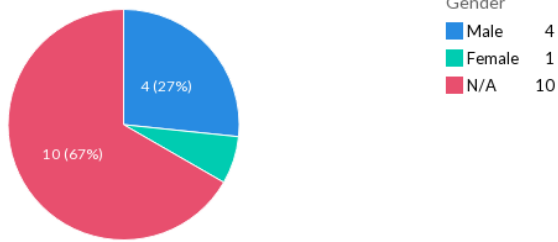
Race

N/A	34
White (German, Irish, English, etc.)	27
Hispanic, Latino, or Spanish Origin (Mexican, Mexican American, Puerto Rican, Cuban, Argentinean, Colombian, Dominican, Nicaraguan, Salva..)	2
Prefer not to answer	1

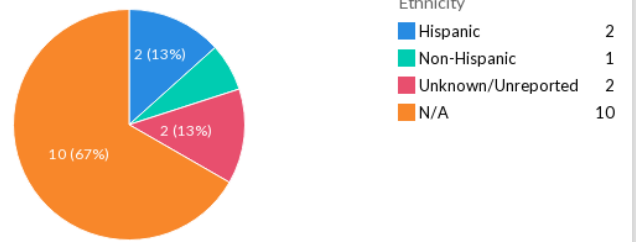
Screened and rejected during this period

## 15

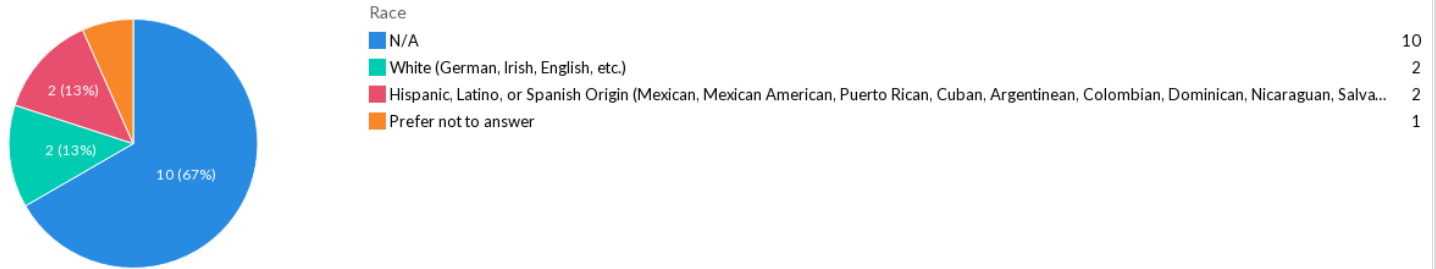
Screened and rejected during this period - Gender



Screened and rejected during this period - Ethnicity



Screened and rejected during this period - Race



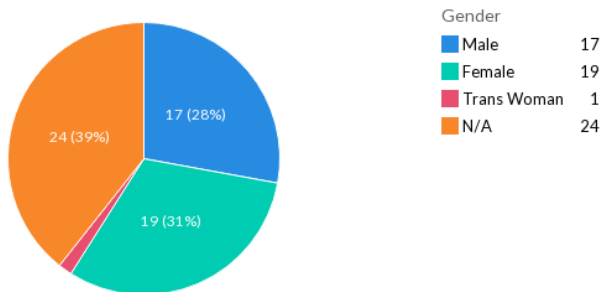
Screened and rejected during this period - Rejection reason



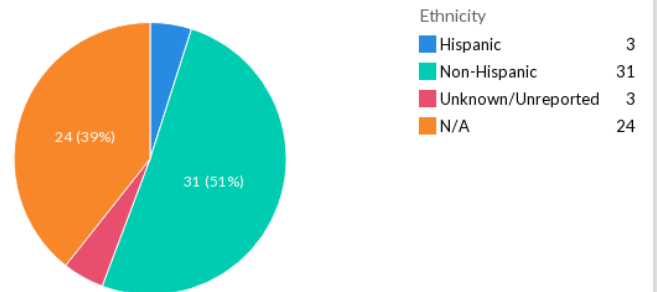
Screened & still in screening during period

61

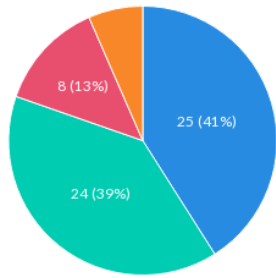
Screened & still in screening during period - Gender



Screened & still in screening during period - Ethnicity



Screened & still in screening during period - Race

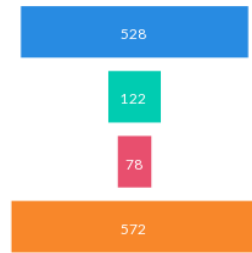


Race

White (German, Irish, English, etc.)	25
N/A	24
American Indian or Alaska Native (Navajo, Maya, Tlingit, Cherokee, Quechua, etc.)	8
Multi-racial	4

# Current Participants

## Overview of newly enrolled, discharged and current participants



### Legend

Current participants at the beginning of the period	528
New participants enrolled during the period	122
Participants discharged during this period	78
Current participants at the end of the period	572

## Current participants at the end of the period

572

## Drug test profile for participants enrolled from at least 90 days

DrugTestResult	Number Of Unique Participants
<b>Total</b>	<b>290</b>
Negative	202
Positive	36
No Show - Positive	26
Excused	11
No Show	9
Pending	3
Positive for Rx	1

[More](#)

## Current participants at end of period - Treatment modality

Treatment Modality	Total Number of Participants
<b>Total</b>	<b>50</b>
S.A. Outpatient	11
S.A. Intensive Outpatient	8
Continuing Care	6
MATs	5
Therapy Services	5
IOP	4
Mental Health	3

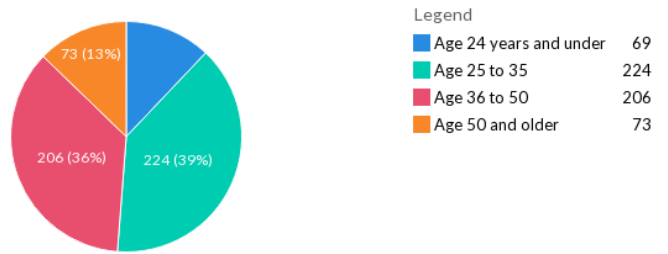
[More](#)

Current participants at end of period - Test Result

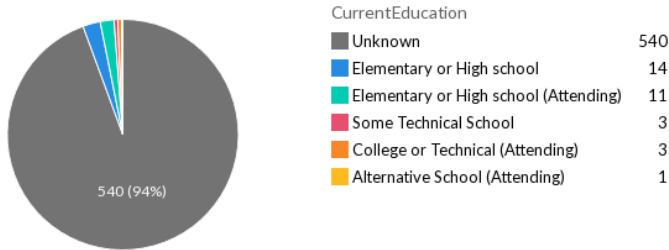
DrugTestResult	Number of participants
Total	339
Negative	217
Positive	48
No Show - Positive	36
No Show	16
Excused	12

[More](#)

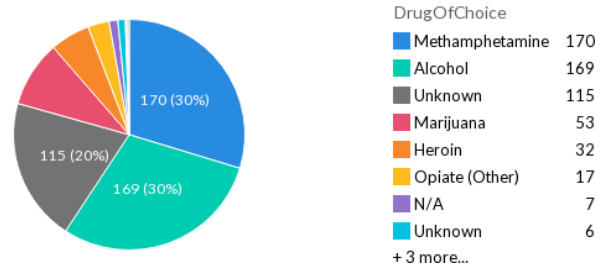
Current participants at end of period - Age



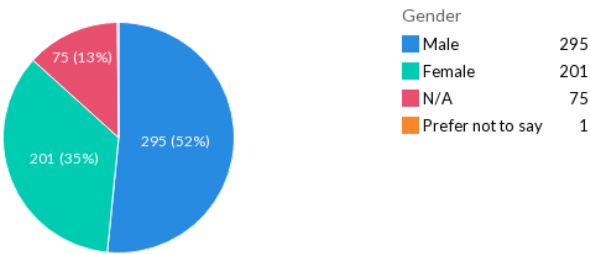
Current participants at end of period - Education



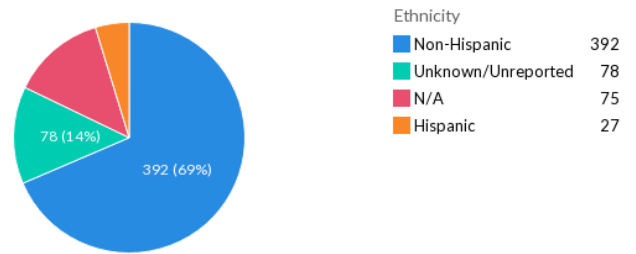
Current participants at end of period - Drug of choice



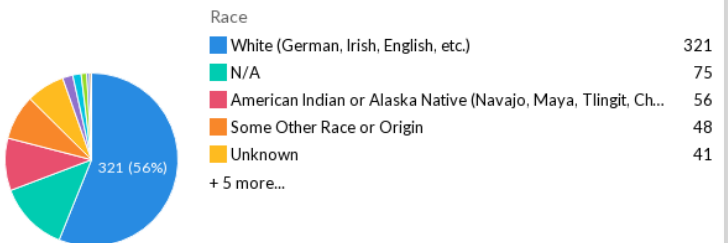
Current participants at end of period - Gender



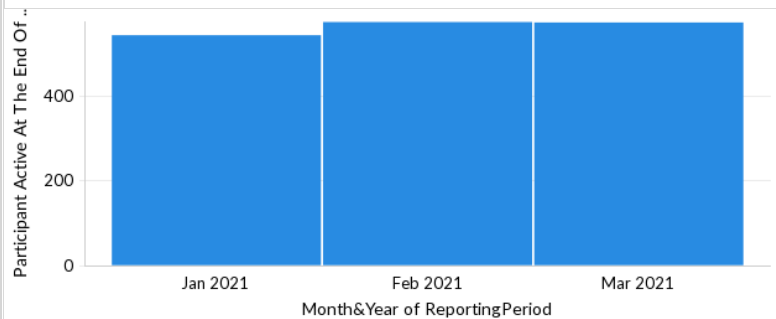
Current participants at end of period - Ethnicity



Current participants at end of period - Race



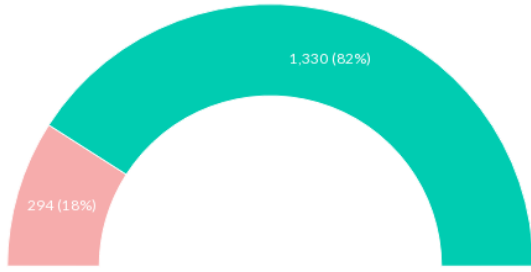
Current participants at end of each month





### All current participants during the period- Sanctions and incentives

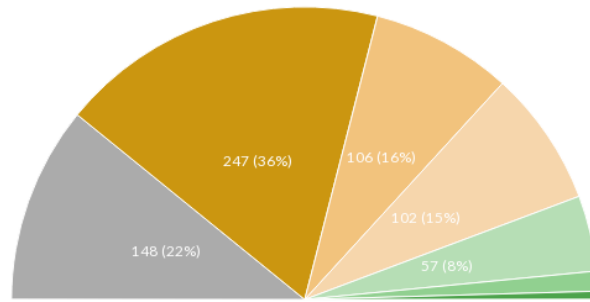
Activity  
Sanction 294  
Incentive 1,330



### Current participants at end of period - Phase ID

Active Participants By PhaseID At The End Of The Period

Legend  
Phase 0 148  
Phase 1 247  
Phase 2 106  
Phase 3 102  
Phase 4 57  
Phase 5 15  
Phase 6 6



# Expanded Views

## Drug test profile for participants enrolled from at least 90 days

DrugTestResult	Number Of Unique Participants
<b>Total</b>	<b>290</b>
Negative	202
Positive	36
No Show - Positive	26
Excused	11
No Show	9
Pending	3
Positive for Rx	1
Tampered	1
Unable To Provide	1

## Current participants at end of period - Treatment modality

Treatment Modality	Total Number of Participants
<b>Total</b>	<b>50</b>
S.A. Outpatient	11
S.A. Intensive Outpatient	8
Continuing Care	6
MATs	5
Therapy Services	5
IOP	4
Mental Health	3
Co-occurring Treatment Services	2
Community Based Services	2
S.A. Residential	2
Case Management/Support Coordination	1
Other Residential	1
-No Value-	

## Current participants at end of period - Test Result

DrugTestResult	Number of participants
<b>Total</b>	<b>339</b>
Negative	217
Positive	48
No Show - Positive	36
No Show	16
Excused	12
Pending	4
Dilute	2
Positive for Rx	2
Tampered	1
Unable To Provide	1
-No Value-	

# Successful Discharge

Participants discharged successfully during the period

42

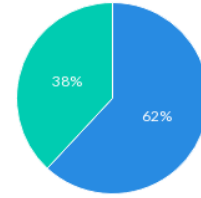
Age at discharge

Min: 0

Avg: 36

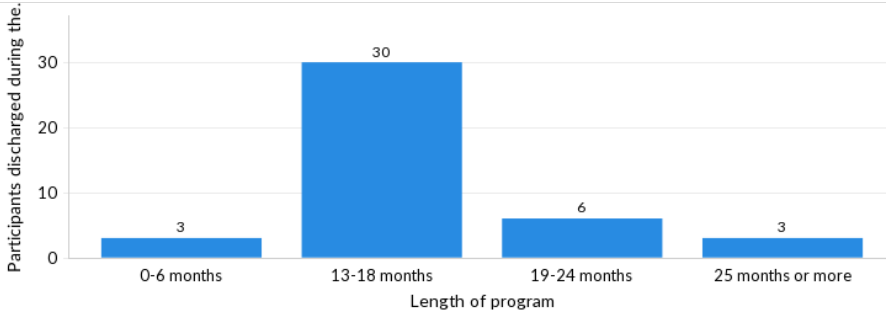
Max: 60

Discharged successfully during period - Gender

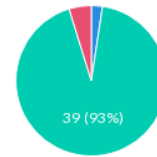


Gender  
Male 26  
Female 16

Discharged Successfully during the period - Program Duration

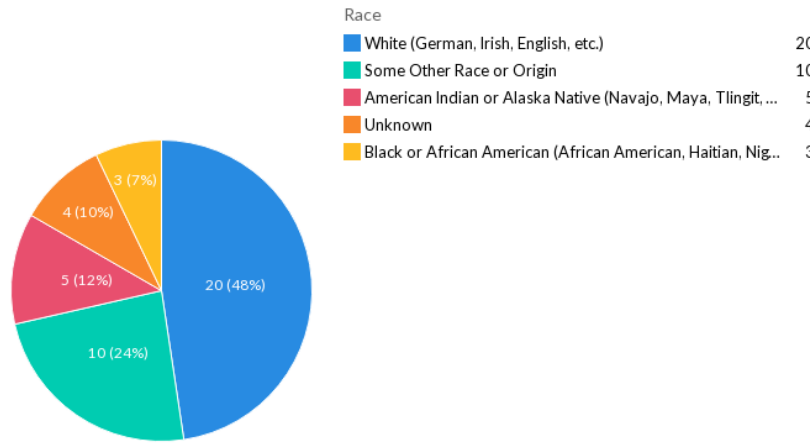


Discharged successfully during the period - Ethnicity

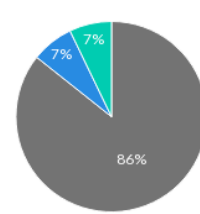


Ethnicity  
Hispanic 1  
Non-Hispanic 39  
Unknown/Unreported 2

Discharged Successfully during the period - Race

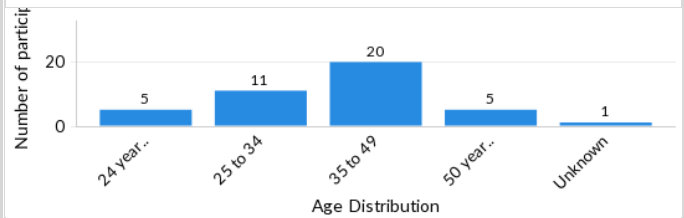


Discharged successfully during Period - Education



Current Education  
Unknown 36  
Elementary or High school (Attending) 3  
Elementary or High school 3

Discharged successfully during period - Age



Discharged successfully - Drug of choice

DrugOfChoice	Participants Discharged Successfully During The Period	% Of Total
<b>Total</b>	<b>42</b>	<b>100%</b>
Alcohol	22	52%
Methamphetamine	9	21%
Marijuana	7	17%
-No Value-	1	2%
Heroin	1	2%
Opiate (Other)	1	2%

[More](#)

Discharged successfully during period - Treatment modality

TreatmentModality	Number Of Unique Participants
<b>Total</b>	<b>76</b>
S.A. Intensive Outpatient	16
Case Management/Support Coordination	15
S.A. Outpatient	15
Therapy Services	11
N/A	7
Mental Health	6
Doctor/Medication Review	2

[More](#)

# Expanded Views

## Discharged successfully - Drug of choice

DrugOfChoice	Participants Discharged Successfully During The Period	% Of Total
<b>Total</b>	<b>42</b>	<b>100%</b>
Alcohol	22	52%
Methamphetamine	9	21%
Marijuana	7	17%
-No Value-	1	2%
Heroin	1	2%
Opiate (Other)	1	2%
Unknown	1	2%

## Discharged successfully during period - Treatment modality

TreatmentModality	Number Of Unique Participants
<b>Total</b>	<b>76</b>
S.A. Intensive Outpatient	16
Case Management/Support Coordination	15
S.A. Outpatient	15
Therapy Services	11
N/A	7
Mental Health	6
Doctor/Medication Review	2
Community Based Services	1
Continuing Care	1
Inpatient Hospitalization/Partial Day Hospitalization	1
S.A. Residential	1

# Unsuccessful & Neutral Discharge

Participants discharged in period - Unsuccessful/Neutral

# 36

Age At Discharge

Min: 15

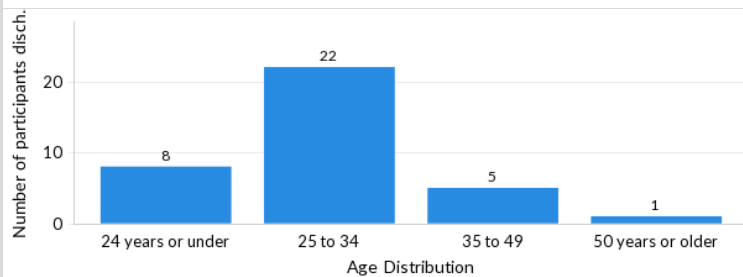
Avg: 29

Max: 52

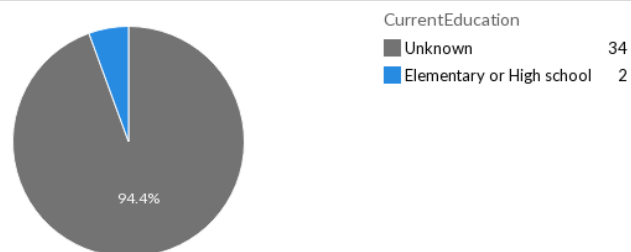
## Unsuccessful / Neutral discharges in period - Reason of discharge

DischargeReason	Participants Discharged UnSuccessfully Or Neutrally During The Period	Participants Discharged UnSuccessfully Or Neutrally During The Period
<b>Total</b>	<b>36</b>	<b>100%</b>
Unsuccessful Termination (non-compliant, expelled, absconded, etc.)	23	64%
Neutral - Voluntarily withdrew	5	14%
-No Value-	4	11%
Unsuccessful for another reason	2	6%
Neutral - Mistaken Case (not eligible, etc.)	1	3%
Unsuccessful/new offense	1	3%

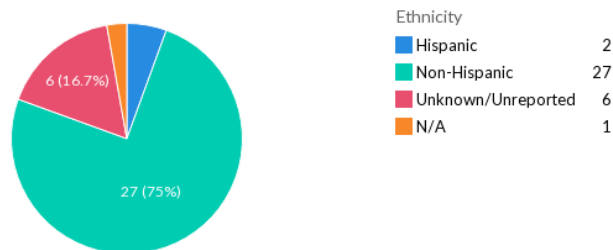
## Discharged UnSuccessfully Or Neutrally During The Period By Age



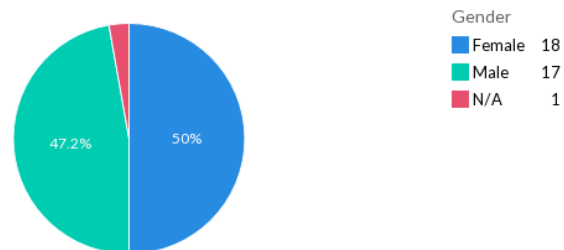
## Discharged UnSuccessfully Or Neutrally During The Period By Education



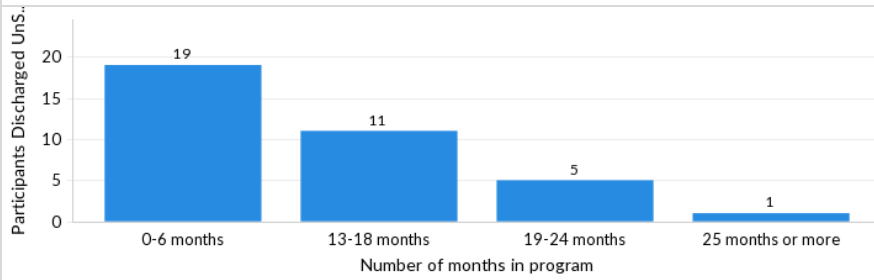
## Discharged UnSuccessfully Or Neutrally During The Period By Ethnicity



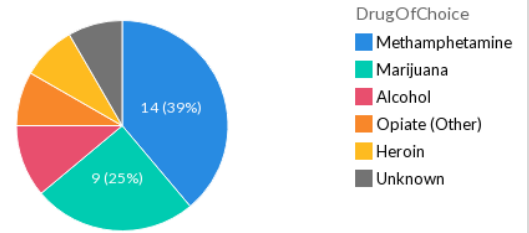
## Discharged UnSuccessfully Or Neutrally During The Period By Gender



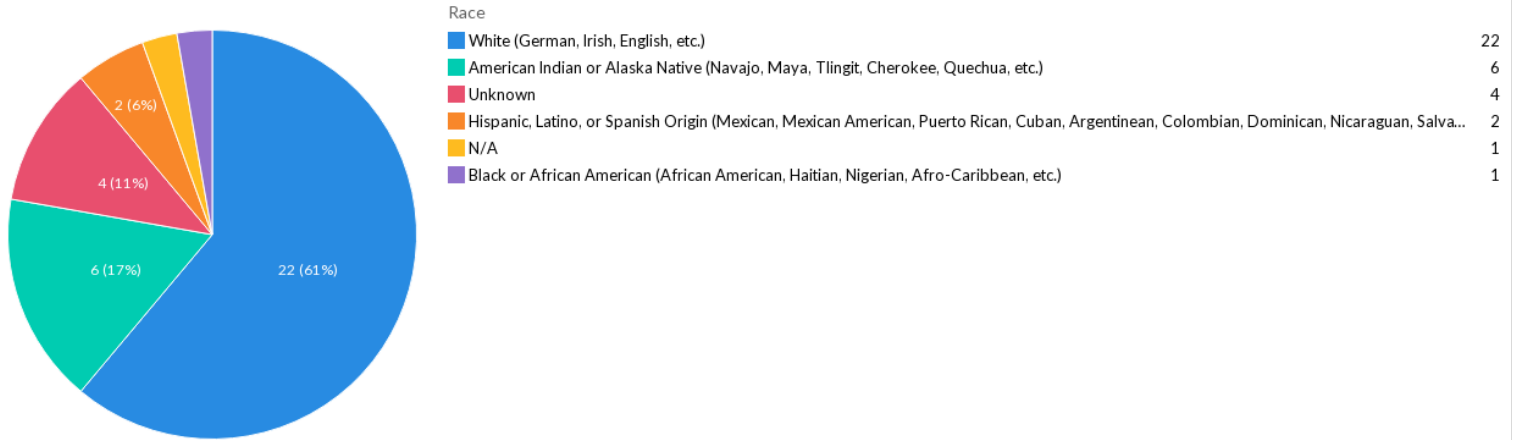
### Discharged UnSuccessfully Or Neutrally During The Period By Program Duration



### Discharged UnSuccessfully Or Neutrally During The Period By Drug Of Choice



### Discharged UnSuccessfully Or Neutrally During The Period By Race

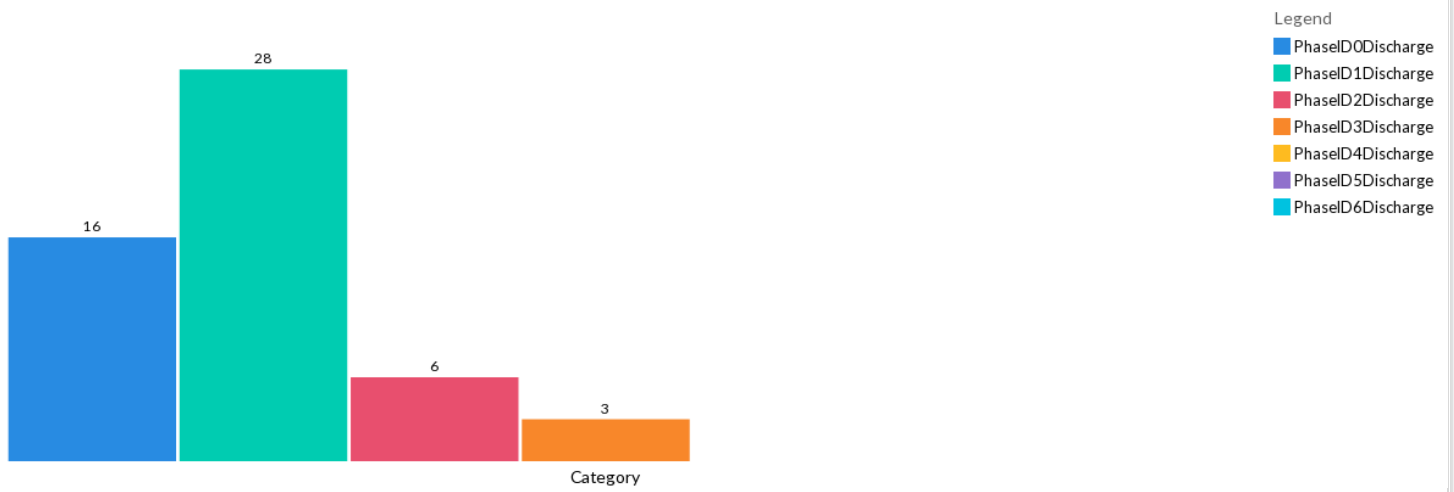


### Unsuccessful & Neutral Discharge - Treatment Modality

TreatmentModality	Participants Discharged UnSuccessfully Or Neutrally During The Period
<b>Total</b>	<b>33</b>
S.A. Intensive Outpatient	10
S.A. Outpatient	6
Mental Health	3
Case Management/Support Coordination	2
Community Based Services	2
Continuing Care	2
MATs	2
Therapy Services	2
Day Treatment	1
MRT	1
S.A. Early Intervention/Education	1

[More](#)

### Discharged UnSuccessfully During The Period By PhaseID



# Expanded Views

## Unsuccessful & Neutral Discharge - Treatment Modality

TreatmentModality	Participants Discharged UnSuccessfully Or Neutrally During The Period
<b>Total</b>	<b>33</b>
S.A. Intensive Outpatient	10
S.A. Outpatient	6
Mental Health	3
Case Management/Support Coordination	2
Community Based Services	2
Continuing Care	2
MATs	2
Therapy Services	2
Day Treatment	1
MRT	1
S.A. Early Intervention/Education	1
S.A. Residential	1
Doctor/Medication Review	0
Inpatient Hospitalization/Partial Day Hospitalization	0
N/A	0

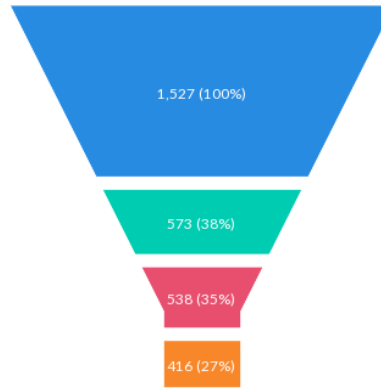


# Running summary

## Case overview

### Legend

Total Cases	1,527
Current	573
Successful Discharge	538
Unsuccessful Discharge	416



## Retention And Graduation Rates

Retention Rate	Graduation Rate
72.76%	56.39%